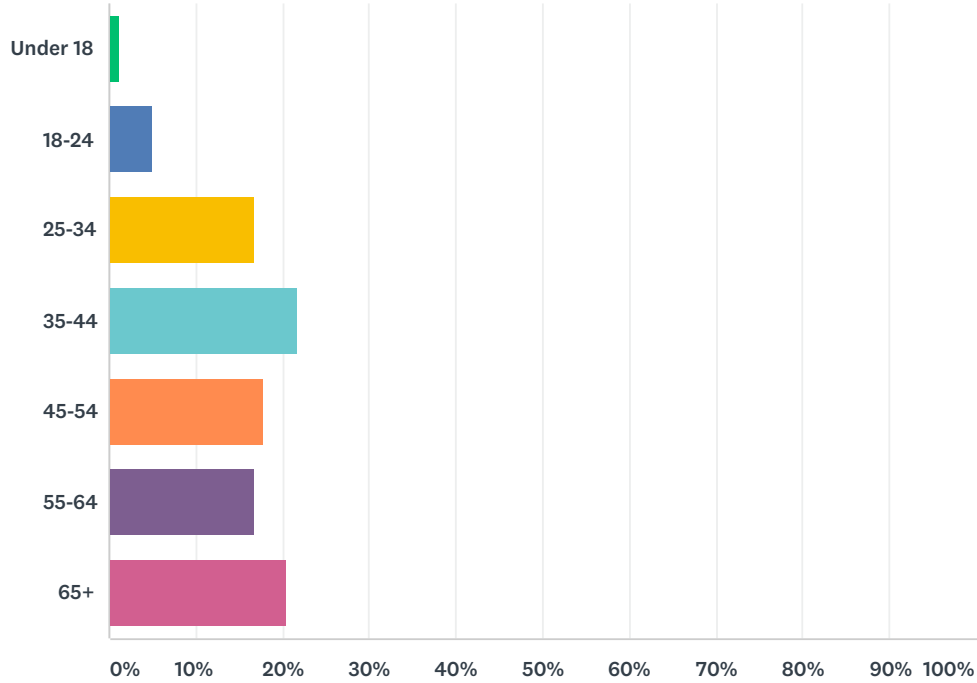


Q1 What is your age range?

Answered: 1,672 Skipped: 37



ANSWER CHOICES	RESPONSES	
Under 18	1.26%	21
18-24	5.08%	85
25-34	16.69%	279
35-44	21.83%	365
45-54	17.88%	299
55-64	16.75%	280
65+	20.51%	343
TOTAL		1,672

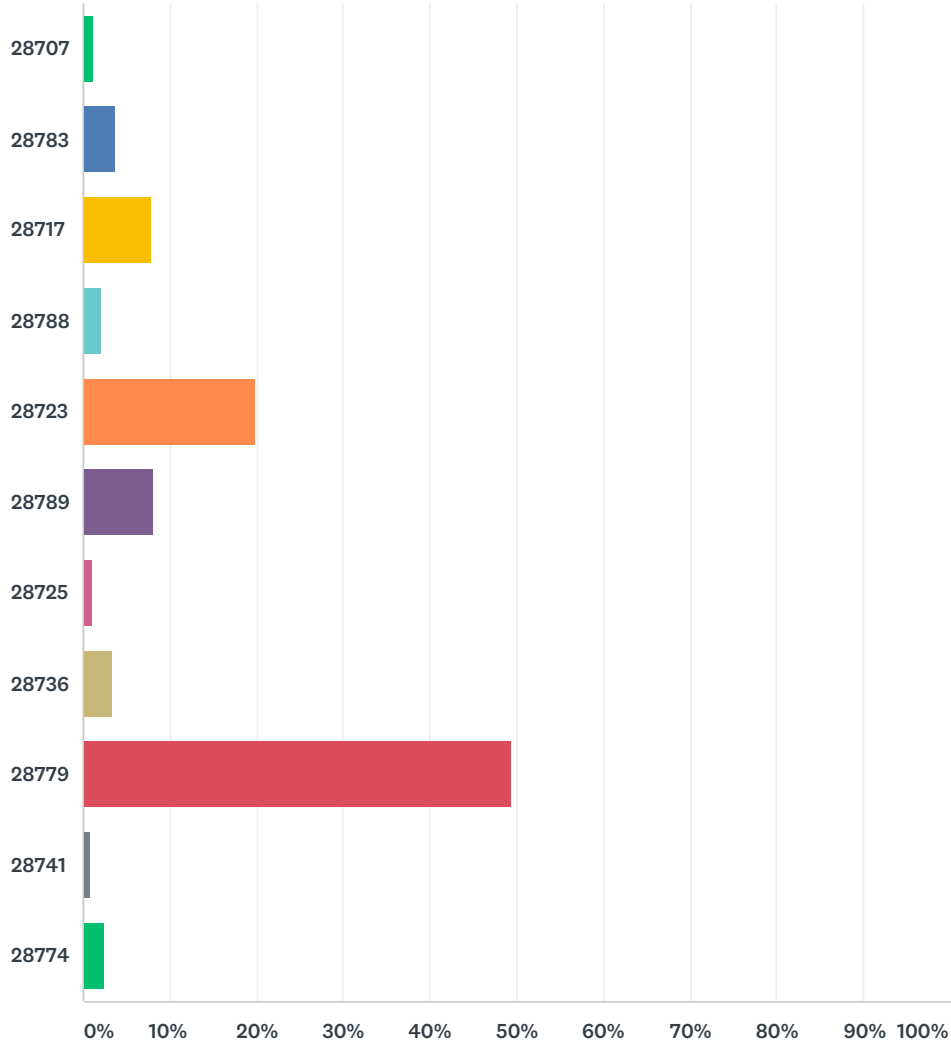
Q2 Enter the number of persons in your household by appropriate age groups.

Answered: 1,651 Skipped: 58

ANSWER CHOICES	RESPONSES	
Under 9	33.92%	560
10-15	25.92%	428
16-25	25.62%	423
26-35	26.65%	440
36-50	40.04%	661
51-60	23.86%	394
61 & up	33.07%	546

Q3 What Zip Code do you reside in?

Answered: 1,689 Skipped: 20



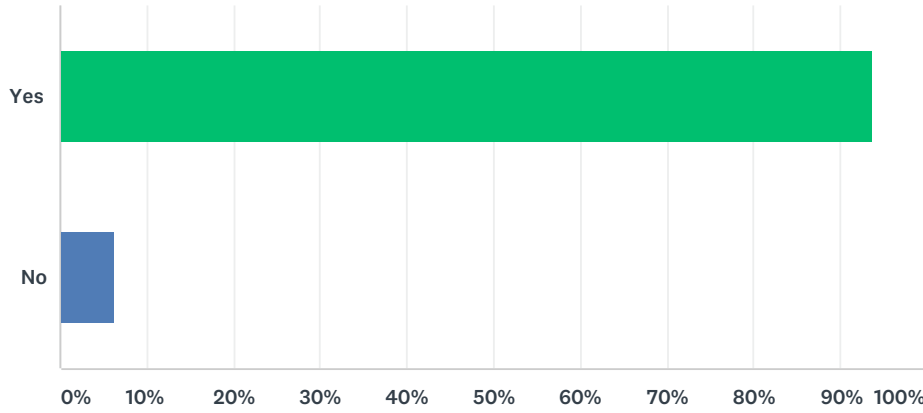
ANSWER CHOICES	RESPONSES	
28707	1.18%	20
28783	3.79%	64
28717	7.93%	134
28788	2.01%	34
28723	19.89%	336
28789	8.17%	138
28725	1.07%	18
28736	3.26%	55
28779	49.32%	833
28741	0.89%	15

Jackson County Indoor Pool- Community Survey

28774	2.49%	42
TOTAL		1,689

Q4 Do you support building an Indoor Pool?

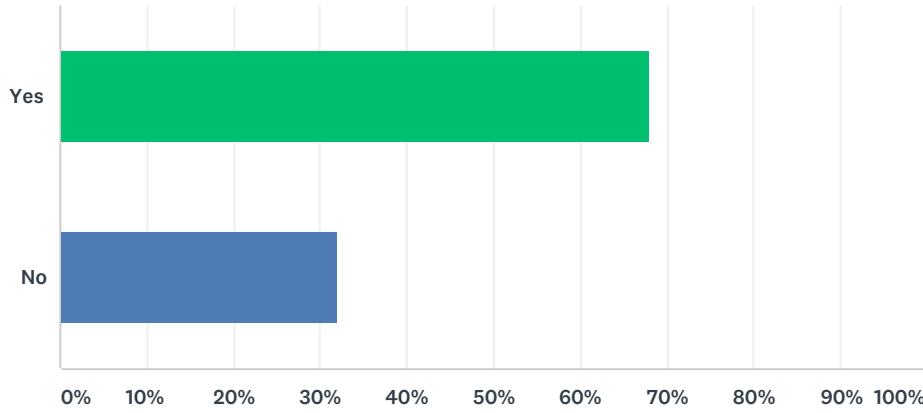
Answered: 1,694 Skipped: 15



ANSWER CHOICES	RESPONSES	
Yes	93.68%	1,587
No	6.32%	107
TOTAL		1,694

Q5 Do you support a property tax increase to construct an Indoor Pool?

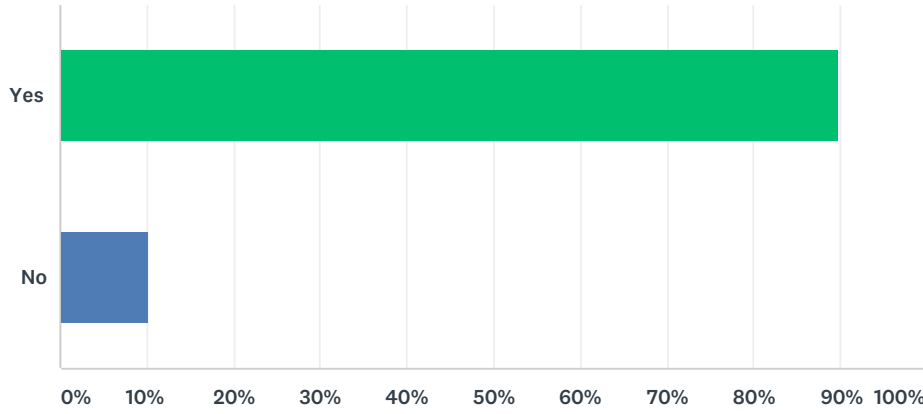
Answered: 1,691 Skipped: 18



ANSWER CHOICES	RESPONSES	
Yes	68.07%	1,151
No	31.93%	540
TOTAL		1,691

Q6 Are you willing to pay a membership or daily fee to operate and maintain an indoor pool?

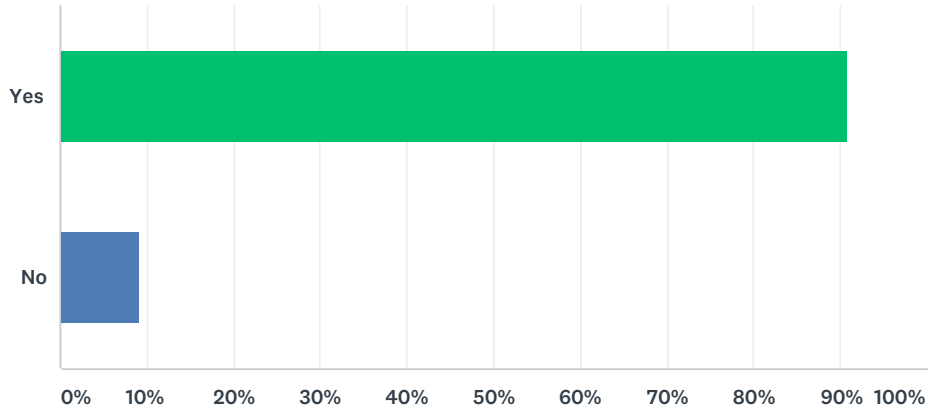
Answered: 1,697 Skipped: 12



ANSWER CHOICES	RESPONSES	
Yes	89.81%	1,524
No	10.19%	173
TOTAL		1,697

Q7 Would you utilize an indoor pool?

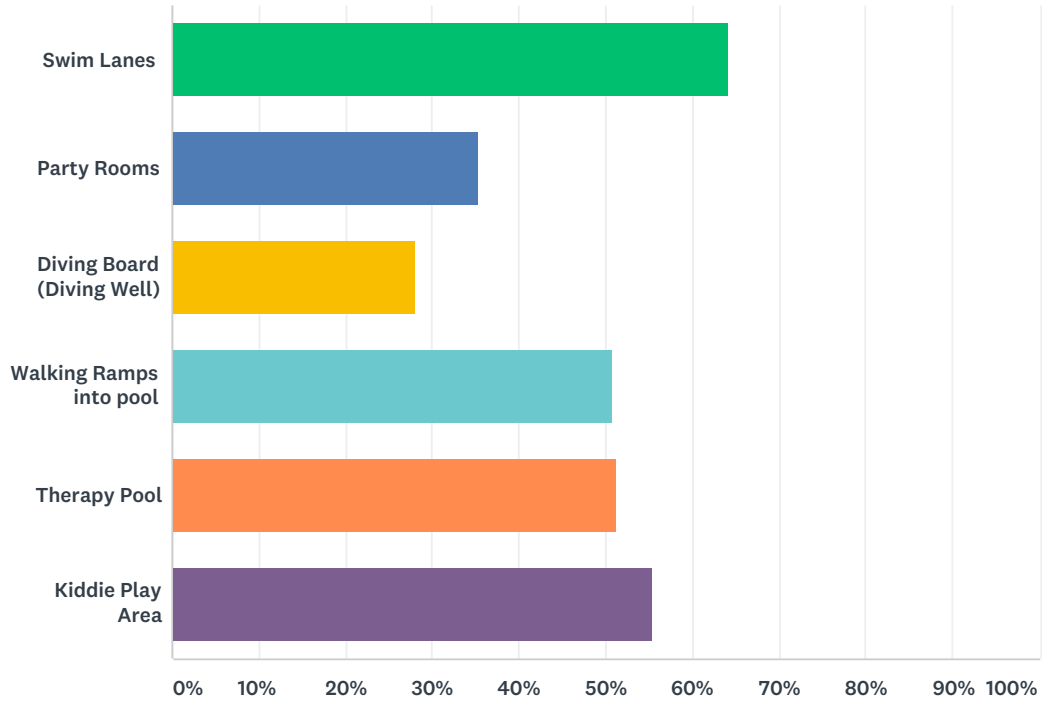
Answered: 1,695 Skipped: 14



ANSWER CHOICES	RESPONSES	
Yes	90.86%	1,540
No	9.14%	155
TOTAL		1,695

Q8 What Pool features are important to you?

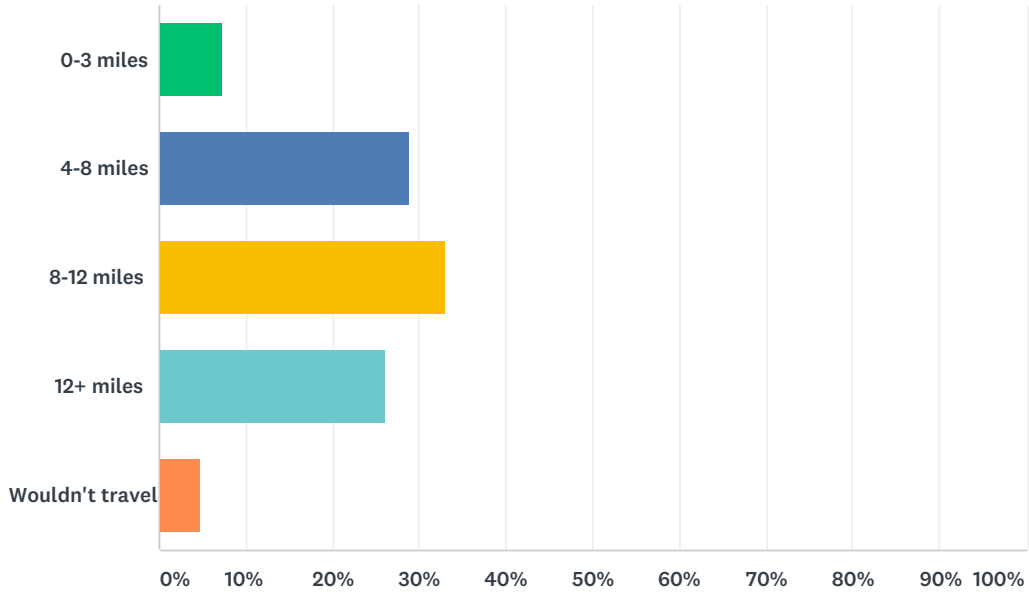
Answered: 1,625 Skipped: 84



ANSWER CHOICES	RESPONSES	
Swim Lanes	64.31%	1,045
Party Rooms	35.26%	573
Diving Board (Diving Well)	28.06%	456
Walking Ramps into pool	50.77%	825
Therapy Pool	51.32%	834
Kiddie Play Area	55.38%	900
Total Respondents: 1,625		

Q9 How far would you travel to utilize an Indoor pool?

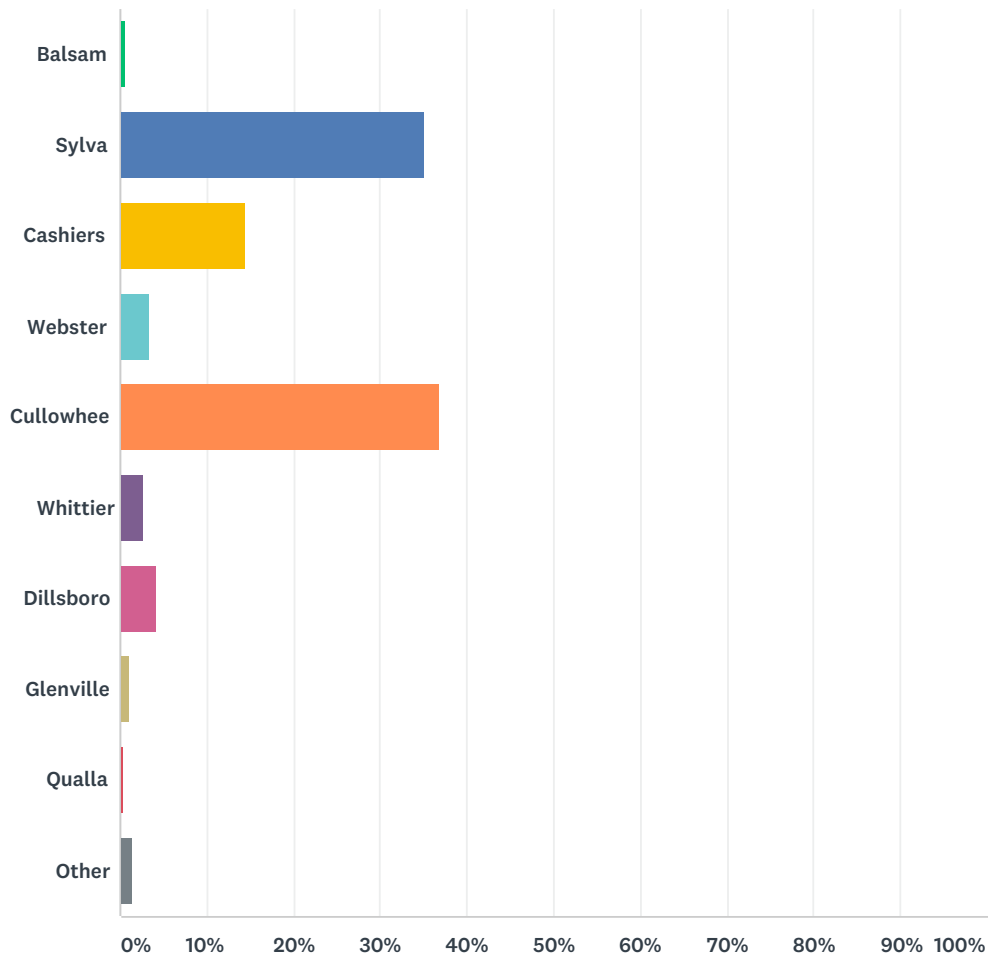
Answered: 1,687 Skipped: 22



ANSWER CHOICES	RESPONSES	
0-3 miles	7.23%	122
4-8 miles	28.81%	486
8-12 miles	33.08%	558
12+ miles	26.14%	441
Wouldn't travel	4.74%	80
TOTAL		1,687

Q10 Where would Jackson County be best served to have an Indoor Pool?

Answered: 1,681 Skipped: 28



ANSWER CHOICES	RESPONSES
Balsam	0.54% 9
Sylva	35.10% 590
Cashiers	14.46% 243
Webster	3.39% 57
Cullowhee	36.82% 619
Whittier	2.74% 46
Dillsboro	4.10% 69
Glenville	1.01% 17
Qualla	0.42% 7
Other	1.43% 24

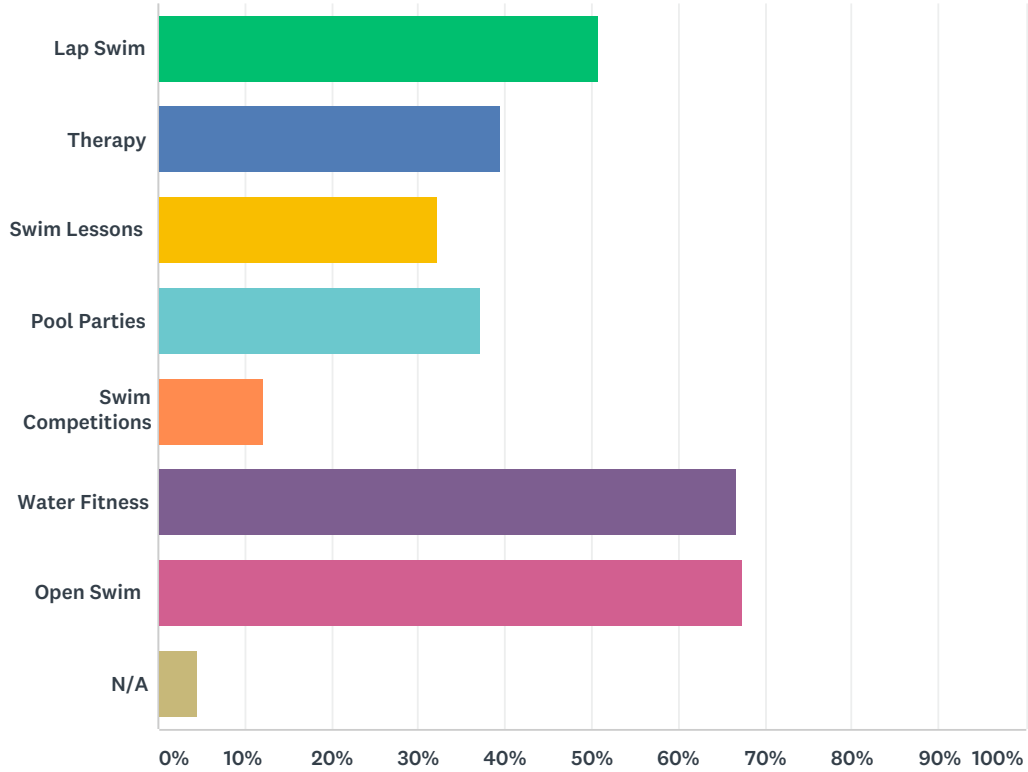
Jackson County Indoor Pool- Community Survey

TOTAL

1,681

Q11 How would you utilize an Indoor pool?

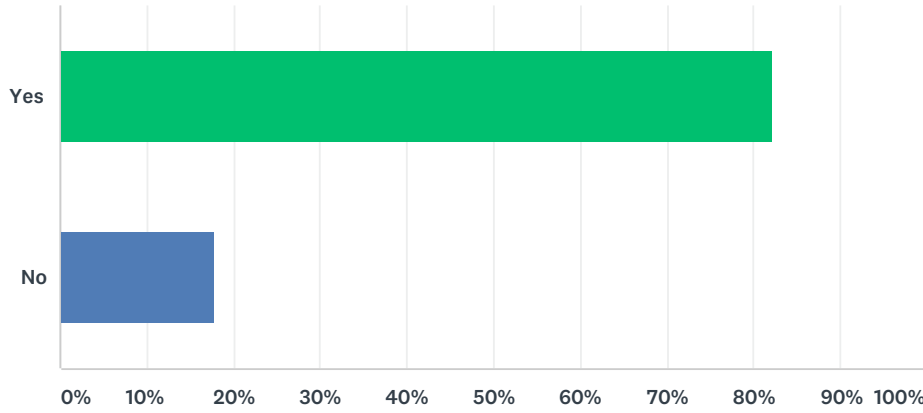
Answered: 1,691 Skipped: 18



ANSWER CHOICES	RESPONSES	
Lap Swim	50.92%	861
Therapy	39.44%	667
Swim Lessons	32.23%	545
Pool Parties	37.32%	631
Swim Competitions	12.12%	205
Water Fitness	66.71%	1,128
Open Swim	67.42%	1,140
N/A	4.55%	77
Total Respondents: 1,691		

Q12 Do you currently own real property in Jackson County?

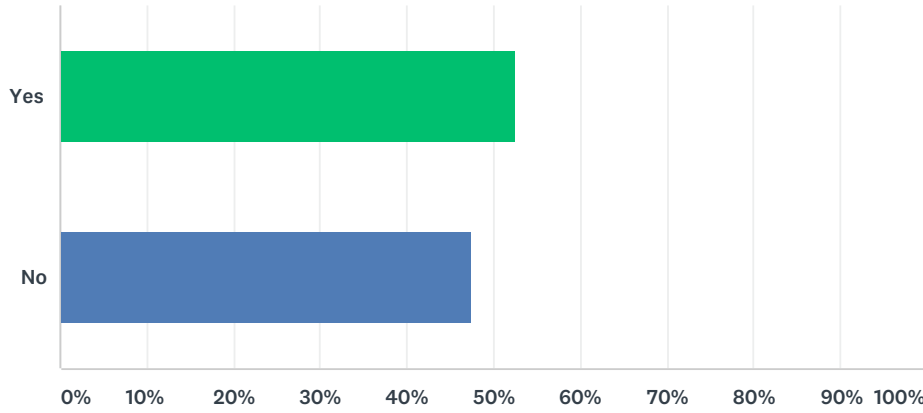
Answered: 1,689 Skipped: 20



ANSWER CHOICES	RESPONSES	
Yes	82.30%	1,390
No	17.70%	299
TOTAL		1,689

Q13 Do you own other taxable property?

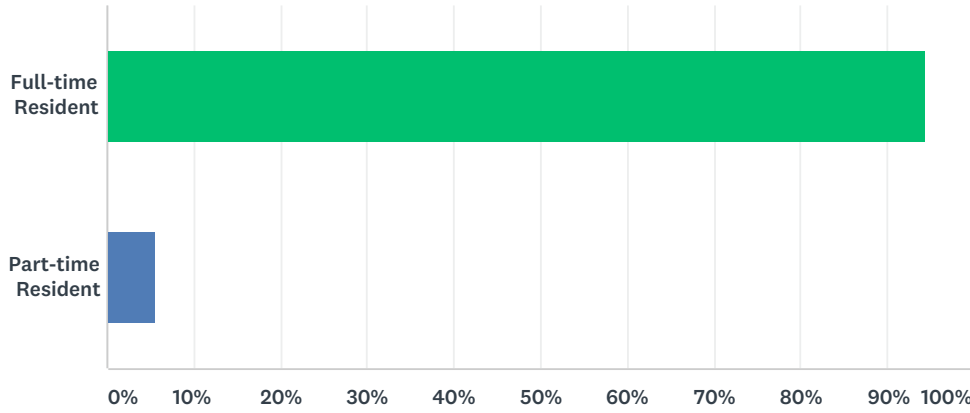
Answered: 1,691 Skipped: 18



ANSWER CHOICES	RESPONSES	
Yes	52.57%	889
No	47.43%	802
TOTAL		1,691

Q14 What is your current residency status?

Answered: 1,694 Skipped: 15



ANSWER CHOICES	RESPONSES	
Full-time Resident	94.33%	1,598
Part-time Resident	5.67%	96
TOTAL		1,694